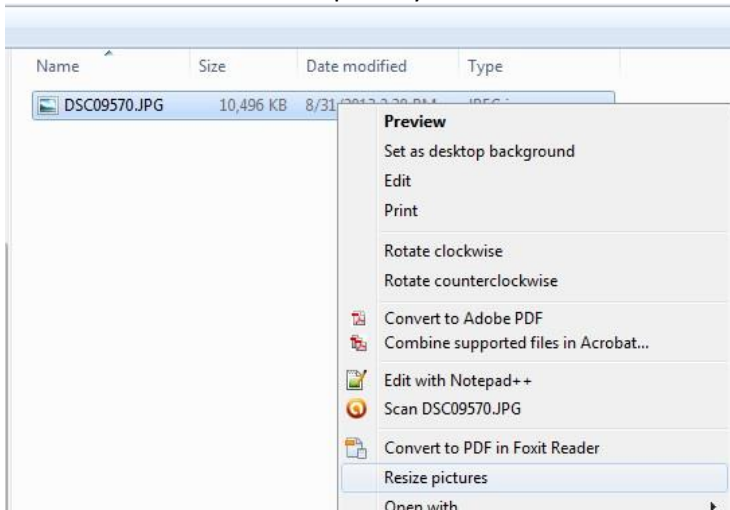


Some cameras produce pictures that are several megabytes in size and are just too large to send as email attachments. This is a tool I frequently use to dramatically reduce the size of a photo with hardly any quality degradation. Note: This is a free, open-source “Windows’ program, but similar programs exist for other platforms too.

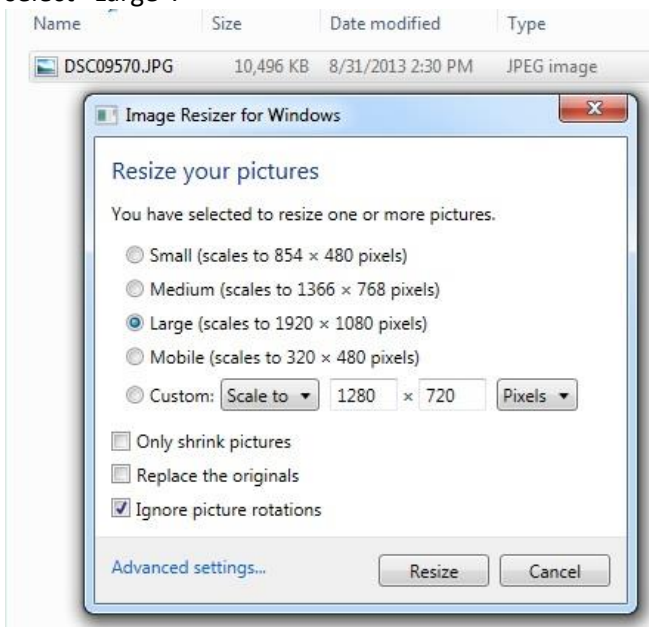
<http://imageresizer.codeplex.com/releases/view/82827>

After you download this software (Windows only) and install it, it will integrate itself with the menus in Windows File Explorer. Now, all you have to do is:

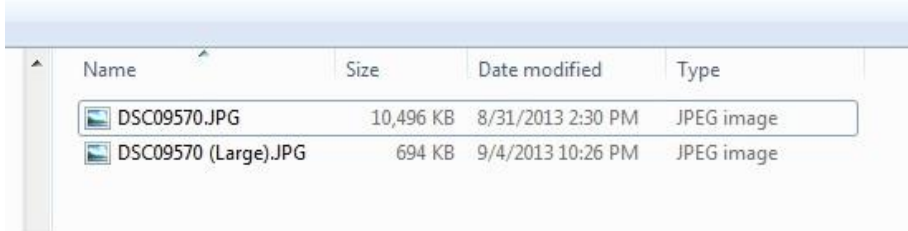
- 1) Rt-click on the name of the photo you wish to reduce:



- 2) Select “Resize pictures” from the menu. A dialog will ask you to select the size. I almost always select “Large”.



- 3) When you click “Resize”, it will create a new, smaller file that will be much faster to send via email.



Name	Size	Date modified	Type
DSC09570.JPG	10,496 KB	8/31/2013 2:30 PM	JPEG image
DSC09570 (Large).JPG	694 KB	9/4/2013 10:26 PM	JPEG image